

# Reflections

THE OFFICIAL PUBLICATION OF THE STONY BROOK CAMERA CLUB

Janet Casey  
takes us to  
South Africa

*Visual Poetry*  
by  
Marjorie  
Sardella

Dennis Smith  
Shares a  
Retrospective  
of his work



Photograph © Janet Casey 2018

<b>UP CLOSE WITH THE PRESIDENT</b>	Rob DeRobertis	3
<b>EDITOR'S "REFLECTIONS"</b>	Ellen Berenson	4
<b>YEAR-END BANQUET PHOTO ESSAY</b>	Kirsten Torkelson	5
<b>PHOTO OF THE YEAR</b>	Winners	9
<b>WHAT IS IT?</b>	Ellen Berenson	16
<b>PUZZLE CORNER</b>	Ellen Berenson	17
<b>MEET NEW MEMBERS</b>		18
Lisa Maloney		18
Tom Amsterburg		20
<b>TRAVELOGUE</b>		
South Africa	Janet Casey	22
<b>CONTRIBUTIONS</b>		
Creating a Retrospective	Dennis Smith	27
Visual Poetry	Marjorie Sardella	29
<b>OFFICERS &amp; COMMITTEES</b>		32
<b>CLUB INFORMATION</b>		33

# The Beauty of the Love of Photography

By Rob DeRobertis

**A**t our meetings, be it competition, image study or a guest speaker, I always love to look at the images. I love to look for beauty created by each maker in our camera club. Sometimes it is an image of a bird with a fish in its mouth; sometimes it is a still life; and yet others capture great people images in street photography or portraiture. We've had workshops, field trips and even shot some masters! Some members are working with students giving them a helping hand. Everyone has their love; everyone has their style. This is what makes being part of a camera club so interesting.

Over the last couple of years, the competition committee has been “mixing it up.” Honestly, I was concerned that we would confuse members with these new categories. But now, I applaud Jim West for taking us down this path. Competitions are very interesting, not for the scores and the judges’ comments, but for the ability to see such a broad mix of images. This committee works very hard to drive the program as they begin planning in the summer discussing what works and what can be improved upon. Then they spend each month selecting judges, running programs and reporting results. We are very fortunate to have such a wonderful committed group of people driving competition year after year, allowing us to see new and innovative images. I am looking forward to an exciting 2018 – 2019 season.

But, I digress. This year, we have more new members than the club has had in several years. I love seeing all the new faces, each with a different eye to the art. It is wonderful having members willing to show their work, as we did at the New Member Showcase. This diversity teaches everyone to be better photographers.

Years ago, when I joined Stony Brook, I was attending to learn. I supplemented this effort at NECCC, to help me learn how to be a better photographer. Now, I go to Stony Brook to be with friends; to talk with people having the same passion. This is the beauty—the shared love of what we do; the shared love of photography.

So now I pass the baton to Silvana Della Camera, as President-elect and Allan Litchfield, as Vice Present-elect. It has been a wonderful two years sitting in the front row, as the club came together to drive such interesting programs and events. I want to thank Silvana for being such a wonderful sidekick. Like Batman and Robin, we did our best to produce a wonderful year for the club. We’ve done our best, and I hope members appreciate the results. In two years, Allan Litchfield will be leading our club into our 50<sup>th</sup> year. What an awesome opportunity to showcase our club in 2020!

On a side note, I want to thank everyone for your kind words as I fight my personal struggle with cancer. All the notes in the last newsletter and notes from club friends have helped give me strength. As they say, love heals all wounds, and YOUR love is helping me heal my wounds.

It as been an honor to lead our club over this season.

Your humble servant,

*Rob*



UP CLOSE WITH THE PRESIDENT

A huge Thank You to Rob for a spectacular SBCC program year. Your hard work and leadership is appreciated by all. – Editor





## Another Program Year in the Books

By Ellen Berenson

Each year, we say good-bye to a leadership partnership that has been built out of mutual respect for each other, for our club and for each of the club members. Our love of photography and learning and creativity is the catalyst for the blood, sweat and tears that go into planning each program year.

This year, we say good-bye and "Thank you" to the team of President Rob DeRobertis and Vice President/President Elect Silvana Della Camera. Rob mentions in his "Up Close With the President" article that he and Silvana were like Batman and Robin.

They were. They also were the embodiment of yin/yang. When one needed coverage, the other was there to fill in the void. Silvana would travel for work, and Rob would play both roles. Rob needed to miss a meeting, and Silvana would be there in Rob's stead. It has been a symbiotic relationship from which each of us has benefited.

This past year, Silvana had a unique chance to emulate the role of president while Rob underwent surgery. Rob, having been the Vice President the year prior, was unequivocally qualified to run the program side of things seamlessly when Silvana was absent. And on one occasion, if memory serves, President Emeritus Ellen Kawadler stepped up to the plate when both Silvana and Rob were absent for a meeting. Once a leader, always a leader!

While, technically, club bylaws require open election each year, it is the tradition of handing the baton from President to Vice President each program year that keeps the club running smoothly. It is the relationship that develops over weeks and weeks of planning over the summer—attending committee meetings, participating in email threads, updating spreadsheets back and forth—that builds a strong relationship between the President and Vice President, resulting in an unstoppable leadership team.

Having been part of the Program Committee for the 2016/2017 season, Rob as Vice President led each meeting. The committee would meet in his basement family room to discuss, argue, commend and celebrate our inching toward the goal of an outstanding program to present to the club for the upcoming program year.

Rob ran a tight ship. It is with this confidence in Rob's leadership abilities that I looked forward to the 2016/2017 program year. And in the 2017/2018 season, it became Silvana's job to run the Program Committee as our Vice President. Based on this past year's events, she more than stepped up to the plate. This year's Program Committee presented new events, such as our kick-off pizza meeting. Members were encouraged to bring prints to share their work. Rob initiated a very successful "Shoot the Masters" night, where amazing feats of photographic mimicry and creative interpretation took place. It was another fabulous year of interesting new speakers, covering topics like The Erbs: Food & Environmental Photography and Drone Photography by WJAR Providence's John Watson.

Now, as we approach the 2018/2019 program year, we look to Allan Litchfield carrying the ball. He is hard at work running this year's program committee, which I've been told will be an exciting one. I've no doubt we will be the recipients of a fabulous program year!

Until we see each other in September, I wish fun summer adventures, health and happiness in all you do. May your summer events provide a few interesting articles for the September issue of Reflections (hint, hint!) ■

# A Photo Essay

By Kirsten Torkelson



photos © Kirsten Torkelson

YEAR-END BANQUET















# Congratulations to the Winners



**COLOR PRINT AA**

Debra Boucher  
*Harvest Flight*



**CLASS AA DIGITAL  
FLORA**

Ellen Kawadler  
*Aurora Borealis*



PHOTO OF THE YEAR



**CLASS A DIGITAL  
FLORA**

Jim Borrebach  
*Bluebonnet Sunset IV*



**CLASS A DIGITAL  
OPEN**

Jim Borrebach  
*Janet's Orchid*







**CLASS B DIGITAL  
OPEN**

Lynda Appel  
*Hunters Beach*



**CLASS A DIGITAL  
FAUNA**

Karen Fitzgerald  
*Foxluv*



**PEOPLE  
DIGITAL**  
Karen Regan  
*To the Light*



**CLASS B  
COLOR PRINT**  
Karen Regan  
*Highland Light*





**CLASS B DIGITAL  
FLORA**

Paula Fahey  
*Milkweed Pod*



**CLASS B DIGITAL  
FAUNA**

Tom Amsterburg  
*Bozo the Gypsy Moth Clown*



**BLACK & WHITE  
DIGITAL**


Sarah Keates  
*Bald Eagle One Wing Stretch*

**CLASS AA DIGITAL  
FAUNA**

Sarah Keates  
*Fish Fight*







**CLASS AA  
GENERAL**

Maureen Begin  
*Love and Tenderness*



**CLASS A  
COLOR PRINT**

Silvana Della Camera  
*A Water Lily*



## BLACK & WHITE PRINT

André Bourque  
*Midnight in Paris 2*

**Congratulations to the winners!**

## What Is It?

By Ellen Berenson



Answer will appear elsewhere in this newsletter



# Photography Word Jumble

By Ellen Berenson

Fill in the blanks with correct photography term listed below; red letters will spell out the answer to the puzzle. Answer will appear elsewhere in this newsletter.

1. Lens opening
2. Light orbs in background
3. Multiple Frames Per Second (2 words)
4. Distance in focus (3 words)
5. Light Value
6. Lens to Subject (2 words)
7. HDR (3 words)
8. Selective Exposure Mode
9. Stitch photos together (2 words)
10. Time value (2 words)
11. Determines flash firing time
12. To sharpen image in viewfinder
13. Designates stops of light (2 words)
14. Image Graininess
15. Sight Image through this
16. Button to trigger shutter (2 words)
17. Electronic viewfinder camera
18. Measurement of light entering camera
19. Color temperature (2 words)
20. Flash accessory port (2 words)
21. Height to width (2 words)
22. Difference b/w an SLR and DSLR
23. Light sensitivity



Focal Length	Exposure	White Balance
Burst Mode	Focus	Aperture
Manual	Metering	ISO
Hot Shoe	Time Lapse	Exposure Compensation
High Dynamic Range	Aspect Ratio	Digital
Flash Sync	Mirrorless	Bokeh
Viewfinder	Depth of Field	Shutter Release
Shutter Speed	Noise	

PUZZLE CORNER



# Lisa Maloney

## 1. WHO OR WHAT BROUGHT YOU TO THE CLUB?

*What brought me to the club is wanting to learn and grow my photography skills. I was on a Google for things near me, and it popped up, thankfully!*

## 2. WHAT KIND OF PHOTOGRAPHY DO YOU LIKE TO DO?

*Since I am a makeup artist, we have attended so much education for photographing our work that I was getting a bit bored, and I was always ending up playing with light and photographing the sky. Now I am re-learning what I am really drawn to when I am out and about, so a little bit of nature and things that catch my eye.*

## 3. WHERE IS YOUR FAVORITE PLACE TO PHOTOGRAPH?

*Provincetown, MA*

## 4. WHAT DO YOU WANT TO LEARN FROM THE CLUB AND ITS MEMBERS?

*I love to be inspired and see other members' work! It is all still new for me, so there is SO MUCH to learn!*

## 5. WHAT ELSE DO YOU WANT US TO KNOW ABOUT YOU?

*I love being a makeup artist! I love my volunteer work that I do with Rosie's Place Non-Profit in Boston. I am a very proud Auntie. I am very thankful for everyone's hard work for making this such a great club!*







# Tom Amsterburg

## 1. WHO OR WHAT BROUGHT YOU TO THE CLUB?

*About two years ago, I decided that I wanted to learn more about photography and took several community education classes. Wanting to learn more, last year I discovered SBCC through an Internet search. Shortly thereafter and by pure coincidence, I happened to meet Silvana Della Camera when we were both photographing one of the tall ships visiting Boston as it passed by Castle Island. I discovered that Silvana was VP of the club, and she strongly encouraged me to join.*

## 2. WHAT KIND OF PHOTOGRAPHY DO YOU LIKE TO DO?

*I love landscape and nature images. That said, I've only fairly recently gotten serious about photography, so I am like the proverbial kid in the candy store. I find that literally every type and style of photography is interesting! I joined the Greater Boston Night Photographers meet-up group earlier this year, which has really been fun.*

## 3. WHERE IS YOUR FAVORITE PLACE TO PHOTOGRAPH?

*Last fall, my wife and I journeyed out West to Boise, Idaho to visit my mother, and on the way home toured Yellowstone and Grand Teton National Parks. Although I had been to both parks as a child many years ago, I was nevertheless truly blown away by the beauty and magnificence of the scenery. Closer to home, we are blessed to live in a corner of the world that has so much scenic and cultural variety. For me, a good day is discovering some new nature preserve or rocky cove that I had never known before.*

## 4. WHAT DO YOU WANT TO LEARN FROM THE CLUB AND ITS MEMBERS?

*I've learned a tremendous amount this year by participating in most of the competitions and workshops, and by attending the weekly meetings. I hope to continue to learn about all aspects of photography, from composition to technical elements to post-processing. One thing I really like about the club is that the activities are so varied and cover all of that and more. I've also found members to be very supportive of each other and more than happy to share their knowledge.*

## 5. WHAT ELSE DO YOU WANT US TO KNOW ABOUT YOU?

*I have been fortunate in being able to retire early and am really enjoying pursuing many of the interests that I did not have time to do while working, including photography. Although I was a banker for the last 30 years of my career, I was a music major in college and spent the first 10 years of my career teaching instrumental music, including 4 years at the International School of Brussels, Belgium. These days, I satisfy my passion for music by singing in a community choir and learning classical guitar.*





Photos © Tom Amsterburg





# South Africa: Cape Town and On Safari

By Janet Casey

Ever since I went on safari in Tanzania seven years ago, I've been wanting to go back to Africa. So, when the opportunity to visit South Africa presented itself in April, I grabbed my camera gear and set off with my family.

To prepare, I consulted member Jim West, and decided to rent two Canon 7D Mark II's. I also brought four lenses: Canon 100-400 II, Canon 70-200, Tamron 15-30, and Sigma 17-50. I wanted to be ready for both city and safari.

Our first stop was Cape Town, South Africa's capital and port city, which sits on a peninsula, on the southwest coast, beneath the imposing Table Mountain. You can walk up the mountain, but we chose to ride the rotating cable car up to the mountain's flat top, where you can see 360-degree vistas of the city and harbor. The wind whipped my hat off my head, but I held steady to capture the city below, careful not to get too close to the edge like many of the tourists who balanced on rocks while having their pictures taken.



Table Mountain is 3,558 feet high


We stayed at the Table Bay Hotel at the Victoria & Alfred Waterfront, a great area for restaurants, shops, and people-watching. There is even a Ferris wheel. From here, you can also catch the ferry to Robben Island, the prison (and now museum) that once held apartheid activist and first black South African president, Nelson Mandela.

During our stay, Cape Town was in the midst of a water crisis, which restricted us to 90-second showers and limited toilet flushes, but did not really

affect our visit. The weather was in the 60's, autumn for South Africa.



Cape Town from the top of Table Mountain



Twelve Apostles Mountain Range, From Table Mountain



The Cape Wheel at Victoria & Alfred Waterfront

There are many beautiful sights in and around Cape Town to photograph. The Bo-Kaap neighborhood was originally built as rentals for slaves and the homes had to be painted white. When the occupants were allowed to buy the homes, they painted them with



bright colors to celebrate their freedom in the “Rainbow Nation” of South Africa.



In Bo-Kaap, brightly colored homes represent freedom

On our tour of the peninsula on the way to Cape of Good Hope, we stopped at Boulder’s Beach Penguin Colony, where you can squeeze between other tourists to snap photos of mother penguins with babies, just feet away from the boardwalk.



African Penguins at Boulter’s Penguin Colony

South Africa is known for its wines; so, of course, we also made time to cross over the Helshoogte Mountain Pass to visit the tranquil, award-winning estates of the Stellenbosch and Franschhoek wine region. (Good thing we had a private tour guide driving us.)



Tokara Vineyard  
in the  
Stellenbosch  
Mountains

You can’t go to South Africa without hearing about its history of apartheid, which means “apartness” in Afrikaans, one of the country’s 11 languages. The segregation of the races (white, colored, black, Indian or Asian) became law in 1948 and lasted until 1994. At the time, all blacks were moved far out of Cape Town into shanty towns called townships. They lost not only their homes, but also their jobs, because it was too far to commute. We visited one of these townships with our tour guide as slum tourism has become popular in large cities.



Shanty town (township) shipping container homes

We visited a woman in her home, which was half of a shipping container with only a door and window. Every inch was utilized with a bed, a cooking top, and clothes hung neatly on hangers on the walls. You could tell she took pride in her home. Another one-room residence had two twin beds, which slept 12 people. The area was a mixture of shipping containers and crumbling buildings on dirt roads with basic shops.



A woman in  
her one-room  
township home



As photographers, we must decide whether we are documentarians or just voyeurs in these situations. I was curious to see how people lived in these impoverished conditions, but I felt uncomfortable, too. Do these residents feel like animals in a zoo when tourists visit? Does the money tourists pay help these townships? Is it worth giving up their dignity?



Township neighborhood store



A shipping container that houses two families

After five days in Cape Town, we flew three hours north to Hoedspruit, to stay at the Waterside Lodge on the Thornybush Game Reserve, adjacent to Kruger National Park. That very afternoon found us roller-coasting down bumpy, dirt roads in a 10-person, open jeep, looking at Cape buffalos, lions, leopards, giraffes, zebras, white rhinos and impalas, up close and personal. We were instructed to not stand up or lean out of the jeep, so we would look like one big animal to the real animals. As a photographer, I found this frustrating, but as a human wanting to stay alive, I felt compliant.



Blacks were moved out of Cape Town under apartheid



An open jeep on safari in Thornybush Game Reserve



Space is tight in township neighborhoods

The jeep had three, elevated rows, three seats across. Because the jeep was completely open, without sides, there was no place to put the bean bag I brought from home to support my camera. But, since the jeep was usually not full, I was able to get good views on either side, handheld. To attain proper aperture and shutter speeds for the animals, I had to play with high ISO's for limited light in the early mornings (starting at 6:00 am) and late afternoons (ending at 6:00 pm).



I brought two cameras so I could have a wide angle and a telephoto and not have to change lenses, since it is often dusty on safari. I could also spring into action depending on how close the animals came to the jeep, which was often VERY close. My Canon 100-400 II lens (160-640 equivalent on the cropped 7D camera) was too much telephoto when the elephants came right up to us, almost touching our tracker, who was perched on a seat jutting out from the front of the jeep. No one moved when that happened! It was very exciting to see an elephant walk straight up to my son, who had an end seat. Did I try to protect him? No, I used my iPhone to videotape as the elephant came closer and closer!




The Cape Buffalo is an herbivore



Lions are the largest predators in Africa

My favorites were the baby lions, leopards and hyenas, who played in front of us. Our ranger driver told us how they will drive by a den of baby lions but not approach them until they are older. The idea is to get them used to the sound of the engine but not encourage them to come too near, where they could get run over due to their naiveté. We were also told never to feed the animals because that makes them aggressive, and then they have to be killed.



No two zebras have the same stripe pattern



The two horns of the white rhino are really densely packed fibers



An elephant consoles a distressed friend





An elephant's trunk can detect water underground



Leopard cubs are born any time of the year



An elephant approaches our tracker



Hyena cubs are born in underground dens



Lions live an average of 15 years

South Africa is definitely worth visiting. It has something for everyone. History, beautiful scenery, good food, fine wines, friendly people, and, my favorite--African wildlife.

Photos © Janet Casey



# Creating a Retrospective

By Dennis Smith

**M**y creative goals process culminates each January in building a retrospective of the previous year's work. It seems too "businesslike" to do goals, but I found if I don't, my photography and art will disappear as daily life moves to other fun things. During the year, I keep them in Apple Notes and take a look every month or two, to see how I'm doing or to change any as needed.

## **KINDS OF GOALS**

In my 2017 creative goals, I set out to take one photo walkabout each week, four sketchbook creations a month, two paintings a month, and to write more engaging stories about my creations.

The second set of goals was around promoting my work. My goal was to post to Facebook three times a week, Instagram twice a week, 500 PX once per week and write two 500-word topical posts during the year. I also had a goal to either use or kill my Facebook Business Page.

## **RETROSPECTIVE PROCESS**

My first step is to go through Lightroom and make sure everything has been considered for star ratings. The system I use is:

- One star for a social share,
- Two stars for pictures that attracted attention,
- Three stars for anything that made it into my retrospective video,
- Four stars for yearly "best five" pictures,
- Five stars for a picture that is added to my "lifetime 25 best."

The next step is to move all of the previous year's "starred" pictures into a Lightroom collection. This allows me to add and delete pictures without moving the original files and to touch up my edits on the original if needed. After they are collected, I reconsider the star ratings for those that are either under- or overrated.

In 2017 I took about 6,000 pictures and deleted 4,500 of them. Culling to star-rated pictures only, about 200 remained. I had no five-star pictures in 2017.

Next, I selected the 200 pictures down to the top 40. This is hard, and I think it should be, because here's where I reconsider my previous year's work; what I like, what I don't like, and what I might've done differently. This takes a several hours over a few days. I also might fiddle with crops, editing, and try some alternate conversions.

Now I create a video out of the 40. I use Apple's Final Cut X, which is overkill for this task, but I use it occasionally with clients. In the process of making the video, I watch it about 20 times, cut a few more pictures, and move some out of chronological order to make a better story.

My first couple videos were made with Animoto. In retrospect, those seem gimmicky. I post the finished videos on my Vimeo account and share them across social media and my email list. I use Vimeo because I have had trouble with YouTube and Facebook thinking my soundtracks are pirated. It's easy to find free and legal background music on the Internet. At the site I use, all you have to do is provide end-credit to the creator.

The Videos never get many "views" or "likes," but that's not the point; the point is to help steer my work for the coming year.

*"I want people to  
think about my art,  
not about what tools  
I used to make it."*

## **NEW YEAR GOALS**

Most of the goals carry over with minor adjustments. For 2018, I have added a tools goal, which includes keeping everything in Lightroom and using Photoshop and Alien Skin Exposure for specific effects. I've also added keeping up with iOS photo manipulation apps. Finding unique iOS apps used to be easy, but now there is so much junk, it's hard to find the good stuff.

Lastly, I've added a goal to not talk about gear unless specifically asked. This goes for both photography and painting. If someone asks what I use or how I made something, I am glad to share all the details, but in general I want people to think about my art, not about what tools I used to make it.

I want to do more photography in 2018. Much of my time in 2017 was spent painting, so photography took a back seat. I enjoy photography and a pleasant byproduct is having volumes of material to paint. I've set goals of one photo walk a week, 100 watercolor paintings, four small acrylic paintings, and four small oil paintings.

I've added a goal to create more strongly stated photographs. I feel that too many of the photos I take are beautiful, but bland. I want to do more high-contrast black-and-white work, find new local spots for both my photography and painting, and to start working in groupings of related pictures.

I probably spend about 10 hours a year on this process. I believe that the in-depth review of the previous year's work helps improve the quality of the next year and keeps me focused on spending energy on the creations that are most important to me.

---

### ***Comments or questions:***

dennis@densmith.com

### ***Video retrospective of 2017 works:***

<https://vimeo.com/253124587>

### ***A catalogue of all my retrospectives:***

<https://vimeo.com/album/3173666>

### ***My portfolio site:***

[www.densmith.com](http://www.densmith.com)

### ***Instagram:***

<https://www.instagram.com/densmith/>

### ***Twitter:***

<https://twitter.com/densmith>



Found Cloud Lightening



2017 Video Header



Disney Balloon

Photos © Dennis Smith





Christmas Window



Night Star Ocean

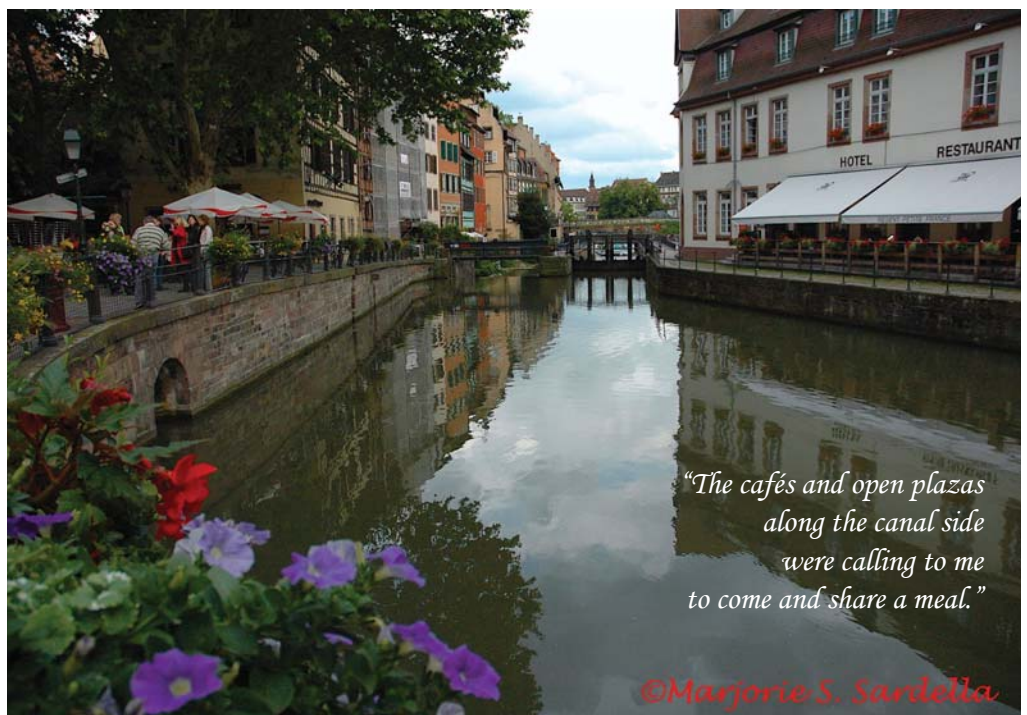
## Visual Poetry

By Marjorie Sardella

### *Strasbourg – Sipping Along The Canal*

The opportunity to visit, to become absorbed into a different aspect of French culture is seldom a misadventure. The many years that we traveled from Paris to Strasbourg with our students certainly presented me with a side of France that, until those many days, over the years, spent in the region of Alsace and Lorraine on the eastern border of Germany, gave me a whole new perspective. Whether attempting to make my way across the city on foot while dodging the many cyclists, or eating very distinctive Alsatian food, or shopping in the many marketplaces, or visiting the institutions of the European Union, while listening to presentations or attending a session at the Court of Human Rights, or taking a ride along the canals onto the Ill River, or traveling through the Voges Mountains into the incredibly beautiful villages in their wine country, all the while attempting to speak a different dialect of French. The flavor of the city of Strasbourg is as varied as its offerings, like this view along the canal, a moment I caught while

standing on an arched bridge, as I looked down towards another bridge in the distance. The cafés and open plazas along the canal side were calling to me to come and share a meal, to stop and enjoy the architectural views that seem to be balanced on their rooftops, along with the clouds and blue sky, both above and below, all reflected in the serene glass-like waters of the canal.



## *Sunset Clouds – Tomorrow's Promise*

**I**t's been said that tomorrow is not promised to anyone; but when I see sweeping, swirling clouds against a brilliantly blue sky just as the sun begins to slip below the horizon, for me, tomorrow becomes a beautiful possibility. And when I look up with my eyes focused on the ever-changing beauty before me, my hope is for a tomorrow, when I will be able to continue on my journey, my ongoing pilgrimage through life, with all its bumps, curves, highs, and the unexpected dips, all the while attempting to share with those I encounter whatever joy and comfort I can offer.

Many years ago, while I was standing in line at our downtown Post Office, there was an older woman standing in front of me carrying a large box. When it was her turn to bring her package to the postal clerk to be mailed, he had several questions regarding just how she wanted to mail this large box. As he began explaining the different rates and how long it would take for her package to reach its destination, she was telling him what was inside this box. Her husband had passed away a while ago, but she had just gotten around to gathering his belongings, his clothes to send to a family member. She was telling this postal clerk why it had taken so long, how she kept putting it off, who she was sending it to, and all the while, the clerk


kept talking about postal delivery possibilities, seeming not to really hear a word that this widowed woman was saying. I just listened, imagining how I might have felt were I that woman, and feeling deep down inside that somehow I had to acknowledge her, acknowledge her words, acknowledge her pain. When it was my turn at the counter, I quickly mailed my package, and headed for the door, not realizing that the woman who had been in front of me inside the post office was now standing just outside the door to my right, putting the postal receipt into her pocketbook. Well, here was my chance to acknowledge her, and I did, by simply saying, "It must have been so difficult for you to part with your husband's belongings." She looked up at me, smiled and said, "Yes, it was. Thank you."

"Thank you" ... for what? For hearing her voice, her silent cry for acknowledgment? Perhaps, this was/is part of my daily journey, and hopefully this ongoing pilgrimage will create ripples, and then waves of comfort and love that will wash over those persons silently hidden in plain sight in need of that little drop of compassion undulating into their hearts. Each day, I try to remember that a simple genuine smile when passing a stranger may often make all the difference in that person's life, creating for them the promise of a brighter tomorrow.





*A Bend Along the Path - Stony Brook Wildlife Sanctuary*



*The freshly new fallen snow has created a plush white blanket  
covering tree limbs, and branches reaching toward the ground.  
Stone walls seem to have plump white cushions resting on top,  
the path stretching before me, enticing and inviting,  
I go forth. Ahead there seems to be a bend in the trail.*

*Where does it go?*

*Which new path should I follow?*

*Where will it take me?*

*Ah, life's decisions, often challenging to discern.  
But not today, for I am in this peacefully layered haven,  
a shelter from the pressures of the world, and taking my time  
I tromp this snowy trail, those branches and limbs, like  
welcoming open arms embracing me, and in these moments  
I am smiling, breathing in deeply the cool crisp air,  
so eager to see where that bend up ahead will lead me.*

Photos © By Marjorie S. Sardella – Beaux Regards Photographic Art

Answer to "What Is It?"  
Section of lighthouse at Tybee Island, Georgia  
Answer to Photography Word Jumble:  
Photography Fundamentals

# 2017 – 2018 Officers and Committees

Officers	
<b>Rob DeRobertis</b> - President	See <a href="http://www.stonybrookcc.com">www.stonybrookcc.com</a> Email tab to contact
<b>Silvana Della Camera</b> – Vice President	
<b>Ed Gooltz</b> - Treasurer	
<b>Billi Manning</b> - Secretary	
<b>Past Presidents</b>	Ellen Kawadler Janet Casey
Committees	
<b>Activities</b>	Field trips – Ellen Kawadler, Jürgen Lobert Workshops – Donald Steele Presenter Programs / Program Committee Life Member Seminars – Ellen Kawadler
<b>Competitions</b>	Chair: Jim West B&W Prints: Bob Doyle Color Prints: Tony Mistretta Digital: Ann Bertulli NECCC Digital Rep: Kirsten Torkelson NECCC Prints Rep: Tony Mistretta Judges: David Marshak Scoring and Statistics: Cynthia Vogan Awards: Ed Gooltz
<b>Fundraising</b>	Dan Gyves
<b>Image Study</b>	Ray Guillette
<b>Membership</b>	Rob Dandrade, Ed Gooltz
<b>New Members</b>	Cynde Cusack
<b>NECCC Rep</b>	Ray Guillette
<b>NECCC Digital Competition</b>	Kirsten Torkelson
<b>NECCC Print Competition</b>	Tony Mistretta
<b>Nominations</b>	Carol Dandrade, Rob Dandrade, Anthony Mistretta
<b>PSA Rep</b>	Rob DeRobertis / Allan Litchfield
<b>Program Committee</b>	Silvana Della Camera (Chair) Mark Landman, Karen Fitzgerald, Faith Martin, Allan Litchfield, Rich Reynolds, David Marshak, Jim West, Ed Gooltz, Phil Giordano
<b>Publicity</b>	Carol Dandrade
<b>Reflections</b>	Ellen Berenson / Janet Casey
<b>Scholarship Fund</b>	Billi Manning (Chair)
<b>Weekly Snacks</b>	Janet Casey
<b>Website</b>	Charlene Gaboriault (Webmaster) Mitch Gaboriault
<b>Weekly Setup</b>	Bruce Garber, Joe Norcott, David Sveden





### MEETINGS:

Meetings are held every Thursday of each month; no meetings in July and August. Consult SBCC Calendar of Events. All meetings start at 7:30PM.

The regular meeting place is **Anglican Church of the Redeemer @ Moseley Mill, 31 Hayward Street, Franklin, MA 02038**

Mailing Address: Stony Brook Camera Club, P.O. Box 20, Wrentham, MA 02093-0020

### DUES:

Regular member	\$75
Student member	\$50
Senior member	\$50
Family: 2 or more regular members	\$125
Family: 2 - one senior member, one regular member	\$100
Family: 2 senior members	\$75

### NEWSLETTER:

Published quarterly solely for the information, guidance and enjoyment of the Stony Brook Camera Club, Franklin, MA. All issues are available [here](#).

### WEBSITE:

Visit our Website at [www.stonybrookcc.com](http://www.stonybrookcc.com) for the latest schedule, updates and breaking news, and photographs from our competitions, members and activities throughout the year.

### FACEBOOK:

Our Facebook page is for current Stony Brook Camera Club members. You must register with Facebook before requesting to join our group using [this link](#). Any questions, see David Marshak.

### OFFICERS:

Elected annually and serve as the executive committee with two past presidents. SBCC is affiliated with the New England Camera Club Council (NECCC) and is a member of the Photographic Society of America (PSA).

### MISSION STATEMENT:

**Stony Brook Camera Club:** To promote enjoyment and proficiency in all aspects of photography through education, fellowship, exchange of knowledge and experience; and a broad appreciation of nature and our environment.

SBCC *Reflections*  
Ellen Berenson, Editor  
P.O. Box 20  
Wrentham, MA 02093-0020  
<http://www.stonybrookcc.com>



<https://psa-photo.org/index.php?future-conferences>

