

REFLECTIONS



REFLECTIONS

THE OFFICIAL PUBLICATION OF THE STONY BROOK CAMERA CLUB

NEW MEMBER NEWSLETTER SECOND EDITION

Welcome

By Ellen Kawadler

Welcome to Stony Brook Camera Club known as SBCC. We are a well respected club of about 160 members, mostly from within a 15 mile radius of Wrentham, although we have some that travel a much longer distance to join us. Our member's photographic skills range from beginner to advanced. Some are very proficient at post processing, while others have no experience whatsoever. Besides digital DSLRs, some shoot film, some have point and shoot cameras, and others prefer their cell phone.

We are all here for a variety of reasons; to learn, to share, to teach, and to make new friends. But we all share the same passion, photography! We hope you will become an active member of our community. Participate by entering a competition, submitting an image for image study, producing a slide show for one of our potluck dinners, joining a committee, writing an article for the newsletter or becoming a member of our club's facebook group. There is something for everyone.

When I first joined in January of 2010, I was hoping to learn how to use a DSLR, to expand my photographic skills, and to become more proficient at post processing. As a beginner, I really didn't know much about any of these areas.

I bought my first DSLR, a Nikon D80, shortly before becoming a member. I did not know how to do anything with it except turn it on and set the dial to Auto. I remember making sure that it had scene modes so I could "cheat." I even wrote to Nikon to ask them for the settings for these modes, thinking

that if I had the aperture and shutter speed I could simulate the settings to start. I just had no idea how to use the other settings like A(AV), S(TV), and M, but was anxious to learn.

During my first few months, I remember sitting at the meetings saying to myself, if only I could follow what they were talking about, or if only I could understand how to do that, or if only I could come close to making my image look like that. I must admit I was intimidated by the amount of "basic" information I needed to learn.

Listening to the judge's critiques at competitions, participating in image study, joining a mentoring group, attending different programs presented by guest speakers improved my own skills and exposed me to many new and exciting genres of photography. I became more familiar with the terminology, and found that over time I was able to slowly and deliberately apply this knowledge to my own photography.

(Continued on page 11)

In This Issue	page
List of Club Officers and Committees	2
SBCC Membership Survey 2013, How it All Began	3
SBCC Bylaws and Committees	4
New England Camera Club Council NECCC	5
What is PSA (Photographic Society of America)?	6
Competitions Outside the Club and PSA Star Ratings	6
Photographic Society of America (PSA) Honors	7
How to Join the SBCC Facebook Group, Our Website	8
News Connection, Club Raffles, Intra-Club Competitions	9
Instructions for Resizing Digital Images for Competition	
Submission-Elements, Photoshop, Lightroom	10
Club Traditions, Image Study Night, New Member Show	13
Exhibits, QUAD, Potluck Banquets, Reflections,	
Calibrate your monitor	14
Shoot to Learn- A New Challenge for All Members	15
Club Officers	15



Dan Gyves President
president@stonybrookccc.com

David Marshak Vice-President
vp@stonybrookccc.com

Billi Manning Secretary
secretary@stonybrookccc.com

Ed Gooltz Treasurer
sbcctreasurer@gmail.com

Past Presidents: Tony Mistretta, Jake Jacobson

COMMITTEES:

Announcements Ann McEvoy amcevoy1@aol.com
Competition Ann Bertulli, Denise Duhamel, Mike DiStefano, Dan Charbonnet, Rob DeRobertis

Database Dan Charbonnet

Equipment Ann Bertulli

Field Trips open

New Members Janet Casey jmcasey55@gmail.com

Image Study Ray Guillette

Judges Jim West

Mentoring: open

NECCC Rep. Ray Guillette
neccrep@stonybrookccc.com

Nominations Deb Boucher, Ken Coop, Vicki Schepps

Program Committee David Marshak, Chair; Debra Boucher, Ann Bertulli, Janet Casey, Phil Giordano, Ed Gooltz, Brian Henderson, Dan Gyves, Joe Kennedy, Rich Reynolds, Tony Risica, Jim West John Fuller

PSA Rep. Susan Cosman, Ellen Kawadler

Reflections Rob Lehanka

Refreshments Rob Lehanka
Scholarship Fund Billi Manning, Chair, Joe Cormier, Peyton Roberts, Vicki Schepps, Glenn Browning, Lou Fraga

Webmaster Rob DeRobertis

COMPETITIONS:

B&W Prints Bob Doyle
Color Prints Rob DeRobertis
Color Slides Mike DiStefano
Digital Ann Bertulli, Denise Duhamel
NECCC Digital Ann Bertulli
NECCC Print Rob DeRobertis
Quad Robert Lehanka

MEETINGS: Meetings will be held every Thursday of each month; no meetings in July and August. Consult SBCC Calendar of Events. All meetings start at 7:30 P.M. The regular meeting place is the Wrentham Senior Center, 400 Taunton Street, Wrentham.

Mailing address: Stony Brook Camera Club, P.O. Box 20, Wrentham, MA 02093-0020

DUES: Individuals: \$50.00, Families: \$75.00, and \$25.00 for students and members over 65 years of age. To be eligible for competitions, dues must be paid before the first competition.

NEWSLETTER: Published quarterly solely for the information, guidance and enjoyment of the Stony Brook Camera Club, Wrentham, MA
<http://www.stonybrookccc.com/Membership/newsletter2.htm>

WEBSITE: Visit our website at www.stonybrookccc.com for the latest schedule, updates, and breaking news, and photographs from our competitions, members, and activities throughout the year.

FACEBOOK: Our Facebook page is for all current Stony Brook Camera Club members. You must register with Facebook before requesting to join our group at <https://www.facebook.com/groups/stonybrookccc/>

OFFICERS: Elected annually and serve as the executive committee with two past presidents. SBCC is affiliated with the N. E. Camera Club Council and is a member of the Photographic Society of America

STONY BROOK CAMERA CLUB: To promote enjoyment and proficiency in all aspects of photography through education, fellowship, exchange of knowledge and experience; and a broad appreciation of nature and our environment.

SBCC Membership Survey 2013

Summarized by Ellen Kawadler

Last year's survey was conducted from November 2012 until January 2013. We had 78 members participate, about one half of our membership. The results only reflect the responses received and should not be considered statistically representative of our membership. Its purpose is to show how diversified our group is and the wealth of resources available to you as a member.

Of those responding, 28 (35.9%) have been members for 2-5 years, 8 (10.3%) < one year, 7 (9%) for one year, 14 (17.9%) for five to ten years, 8 (10.3%) for ten to twenty years, and 13 (16.7%) for greater than twenty years. The majority, 42 (53.8%) considered themselves intermediate photographers. Advanced came in second, 23 (29.5%), followed by beginners, 9 (11.5%), and then pro at 4 (5.1%). Most, 35 (44.9%), shoot with a Canon DSLR, 27 (34.6%) with a Nikon DSLR, and others indicated film cameras, Lumix, Olympus, Pentax, Sony, Samsung, iPhone and other point and shoot. Four individuals shoot with multiple brands and types of cameras.

Sixty-five use one or more software editing programs. Thirty one members use PS elements, 42 use PS, 35 individuals use Lightroom, 7 use Aperture and 8 are not using any software program. Twelve members also responded that they are using HDR and other specialized software, 23 have other plugin software, 26 use Proshow and 13 people have other lesser known programs including those for the Iphone that work well for them.

Not surprisingly, we have a variety of photographic interests. Forty-two (53.8%) enjoy shooting landscapes and 35 (44.9%) love nature. The rest in order of preference were travel (39.7%), macro (35.9%), portraits (19.2%), fine art (16.7%), family (15.4%), creative (14.1%), sports (11.5%), photojournalism (10.3%), architecture (9%), and abstracts, night, still life, and high speed rounded out the rest.

We have 10 members (12.8%) who have their own photography business; 5 (6.4%) have a photography blog; and 17 (21.8%) have a photography website; four (5.1%) offer photographic workshops, 1 (1.3%) offers printing services, and 6 (7.7%) offer other photography services. Most, 50 (64.1%), are "hobbyists"; 3 (3.8%) people earn a living as photographers; 1

(1.3%) teaches photography full time, and 1 (1.3%) is employed teaching photographic software. We have 7 (9.0%) members who supplement their full time careers as photographers, and 3 (3.8%) teach photography.

Finally there are a variety of other photographic organizations that members participate in besides other local camera clubs. Fifty two (66.7%) of us only belong to SBCC. Other memberships include CIPNE, PACC, ASMP, PRC, NANPA, FPA, PPA, PSA, NAPP, Mass Audubon and Mass Camera Naturalists. (Please do not ask me what these all stand for because I have no idea).

SBCC: In the Beginning-How it All Began

By Bob Yankee

During the latter part of 1969, the new directors of the Stony Brook Nature Center, Cynthia and Chuck Thomas, decided that they wanted to increase the public awareness of the Sanctuary. As part of this initiative, Cynthia instituted a series of evening programs, open to the public. I was approached through my wife, Loretta, who worked for Cynthia, to put on a slideshow of pictures I had taken at Stony Brook. This was a very basic show—one projector and narration by myself of what I felt were attributes of the sanctuary.

After the show, as I was packing up my equipment, Cynthia announced, without any forethought, that the Sanctuary was going to have a photo competition comprised of images taken at Stony Brook and would accept one or two slides from each entrant. I didn't pay much attention to what she said but after everyone had left, she confessed to not knowing anything about how to run such a competition. I stated that I, likewise, had no idea of what she had in mind but agreed to meet with her to help solve her dilemma.

I, at the time, was a member of Gateway CC and had some idea as to how the competitions were conducted. So, on a Saturday morning, over coffee, we tackled the problem. Cynthia's real objective was to get people to visit the sanctuary more often and take pictures of the geese and ducks, etc. And, she was thinking of instamatic type photographs—nothing more. Snapshots, if you will. As we talked, her initial idea developed further after I suggested thinking about the addition of a camera club as an adjunct to the Stony Brook Nature Center. We decided to give it a shot.

(Continued on the next page)

(Continued from the previous page)

At the next meeting, Cynthia announced the possibility of forming a camera club. About 25 attendees indicated an interest so we formed a committee to come up with a plan and some rudimentary bylaws. This effort was presented at the next evening session and accepted. Stony Brook Camera Club was born!

In January of 1970, I was elected its first president (only because I was the only one who had ever belonged to a camera club), and John Fuller became the treasurer. Dues were established. We joined NECCC and were off and running. At that time, we were a small club and stressed family membership with many teenage members participating.

We started entering NECCC competitions in the spring of 1970, and won some medals and ribbons right out of the gate. Within a year or so, we had a reputation throughout New England as the friendliest, most open, club around with some pretty good photographers amongst us. We became involved, not only with NECCC, but with PSA as well as the Franklin Art Association (FAA). For years, we participated in the FAA arts day on Franklin Common each summer. We hosted NECCC competitions, not every year, but quite often. In truth, we grew pretty fast in the early years, not in membership numbers, but in our reputation as photographers.

Coming out of the very early days of the club, were what we called "mutual aid" nights, now image study. The final meeting of the year was a pot luck supper, now our wrap up meeting. During the very first year, we had a member's salon, which was a public show of member's images. This evolved into the Member's Show. Our executive committee had only advisory powers. It met whenever-maybe twice a year at most. All decisions were by vote of the membership.

Has SBCC changed over the years? Oh, yes! Technology has been a compelling influence to much of the change. Post processing is now a strong driving factor. We are a much larger club now, and that probably means more organization than in the past. Have the changes been beneficial? Well, no organization can remain static, you either go backward or you go forward. I believe we gone forward at a very rapid pace, and that is good.

I guess John and I are the only ones left from the nativity. My how time does fly!

SBCC Bylaws And Committees

By Vicki Schepps

The Bylaws are available on [our website](#) and discuss the purpose, membership, and organization of our club. The Executive Board consists of the elected officers, who are the only ones with voting rights, and the two immediate past presidents. The Executive Board meets as needed, and must announce the meetings at least one week in advance so that any members can attend. Business meetings are also held throughout the year and occur at our regularly scheduled meeting time.

The Bylaws state that the President appoints the Chairpersons of all Committees (except the Program Committee) and serves as an ex-officio member of all committees except the Nominating Committee. The Vice President serves as the Chairperson of the Program Committee which spends most of the summer meeting to plan and schedule all our exciting programs for the upcoming year.

We currently have seventeen committees, identified on page 2 of this newsletter, to address operations of the organization. Although some committees only have one member identified, most would readily accept additional assistance. If you are interested in finding out more about a particular committee or volunteering, please contact the person listed for that committee. Two very important committees lack a chair at the current time; they are the field trip and mentor committees. Here is a description for each:

FIELD TRIPS: This Committee organizes photographic outings including visits to venues for shooting opportunities as well as other learning opportunities and lectures. Members are needed to identify and plan trips and should contact the President if interested in volunteering for this committee.

MENTORING: Committee members with advanced photographic skills or those interested in developing a SIG (special interest group) to explore one particular area of photography, software, or
(Continued on the next page)

(Continued from the previous page)

any other area of interest are encouraged to volunteer. Some previous mentoring groups have been on Lightroom, Photoshop, HDR, Layers, and improving photographic skills. Members are needed to teach in a small group setting or serve as a contact for individual questions and concerns. Those interested in being club mentors should contact the President.

New England Camera Club Council NECCC

NECCC is a non-profit umbrella group for 84 camera clubs in the New England states (Rhode Island, Connecticut, Maine, Massachusetts, New Hampshire, and Vermont). The Council was established in 1937 and incorporated in 1963. You become a member by virtue of being in a New England Camera Club.



The Council sponsors a variety of events and services for the photographers of New England including:

- A not to be missed annual three-day photography conference each July at the University of Massachusetts in Amherst, MA, which is one of the largest in the United States. Over 1000 photographers from the U.S. and other countries attend our conference. Attendees range from beginner to professional photographer.
- Scholarships are awarded each year to students so they may further their studies in the field of imaging.
- An annual series of interclub competitions in electronic imaging, pictorial slides, nature slides, and prints (both B&W and color). Stony Brook competes in the electronic imaging and prints competition.
- Slide and print circuits wherein each club's work is sent to a commentator who prepares a taped commentary and selects the judge's choice awards.
- Recorded instructional lectures consisting of photographs and audio
- The NECCC Bulletin, official publication of the Council, is published three times a year. It contains informative articles written by photographers, lists of events to photograph, winning entries from NECCC photo competitions, Council news, conference information, and information about New

England Camera Club.



NECCC awards individuals for leadership, exceptional service, and promotion of photography in New England by bestowing the following titles:

HonNEC Honorary Member-Awarded for superior leadership in the operation of our Council, such as a minimum of two years as president or five years in any other office or combination of offices and/or superior photographic leadership in the New England area. For achieving substantial and outstanding recognition in the field of photography through sustained activities for a minimum of ten years through teaching, lecturing, judging, writing and administrative activities in the New England area. This honor is limited to a maximum of two each year.

MNEC Master Member-Awarded to those who have performed exceptional service for the Council during a period of not less than five years and/or have substantially advanced photography in the New England area through lecturing, teaching, judging and through other administrative activities in photographic organizations for the same period. This honor is limited to a maximum of five each year.

ANEC Associate Member-Awarded to those outside of the New England area who have made significant contribution to the promotion of photography in the New England area through extensive lecturing and teaching such as a minimum of four appearances on the program of the NECCC annual conference or 20 lectures to New England camera Clubs.

Please [explore their site](#) to learn more about their activities.

What is PSA (Photographic Society of America)? (Maybe You'd like to join!)

By John Fuller, Your PSA Rep



The Photographic Society of America (PSA) is a worldwide organization for anyone interested in photography. The society includes casual shutterbugs, serious amateurs, and professional photographers.

Founded in 1934, PSA has members in over 70 countries. The Society has both individual, club, council and chapter level memberships. Stony Brook is a member club. The New England Camera Club Council (NECCC) is a member council. More importantly, many of our fellow Stony Brook members are individual members of PSA in addition to being members of our club.

PSA membership brings a number of benefits including a monthly magazine, online photo galleries, image evaluation, study groups, and courses, competitions, an annual conference, recognition, and discounts on photography related products and services. The Journal has a variety of articles each month including "how tos", travel info, digital tips, recognition of photographic achievement, and much more. The club's copy of the monthly Journal is available through the Treasurer.

Individual membership provides some unique free opportunities for an online Individualized Photography Course, Advanced Photography Course, and Image Analysis Course, as well as online Study Groups for digital images and via mail for prints, just to mention a few. These offerings can be very beneficial in expanding your skills and learning how to evaluate your own as well as other peoples work. There are also many special opportunities, such as the portrait competitions for individuals or the creative competitions, for individuals that are available to PSA members for no charge. Annual memberships are currently \$45.

One more great feature of PSA is the annual Conference that is held in a different location each year. Like the annual NECCC Conference in Amherst, the PSA Conference is a wonderful way to make new friends and to meet old friends from

all around the country and to share and learn more about photography. There will be many opportunities for photography as well as an impressive list of presenters.

Be sure to check out the [PSA web site](#) or see me if you want to learn more about how to become a member of PSA. If you do decide to join PSA, there is a special web site for new members that is intended to help them get answers to their questions and learn how to get the most out of their membership.



Competitions Outside the Club and PSA Star Ratings

Besides the club competitions that we hold monthly, there are competitions outside of our club that all members can enter. The [Greater Lynn International Color Exhibition](#) (will not be held in 2014) and the [Ocean State International Exhibit hosted by PSRI](#) are two that we can enter as a club. They both are PSA recognized International Exhibits. You can submit up to 4 images to exhibit at these competitions usually for a minimal fee of about \$6. Submissions are usually done online. Announcements will be made at club meetings, on our website, and through the weekly news connection about the process.

Exhibited images at PSA-recognized International Exhibitions enjoy receiving "acceptances." The term "acceptances" often baffles new exhibitors. Basically, the exhibitor has entered four images in one section of a PSA-recognized Exhibition. Their photography was evaluated (judged) with the photography of some of the best photographers in the world and, if "accepted," it was included in a
(Continued on the next page)

(Continued from the previous page)

public show (exhibition) of outstanding photographic images. Those images that are "accepted" for inclusion in an exhibition are eligible to be used by PSA members when applying for a PSA Star Rating.

PSA recognizes the acceptance achievement of PSA members through a popular Star Ratings program that was established in 1947. Stars are awarded for a combination of the number of acceptances received and the number of "titles" (different images) accepted in PSA-recognized exhibitions. These ratings are very similar to bridge or chess masters points and represent the cumulative level of acceptances that the person has gathered in PSA recognized international exhibitions. These ratings are only available to PSA members.

Stars are awarded for increasing levels (One Star, Two Stars, Three Stars, etc.) based on an established minimum number of titles and acceptances for each level. For example, if a member has eighteen (18) acceptances with six (6) image titles in PSA Nature Division recognized exhibitions, then the member can submit their application (a formal list of the exhibition names, exhibition location and date, and the image titles) to the Nature Division Star Ratings Director. The Division Star Ratings Director checks the acceptances and titles in a member's application list against the catalogs submitted by the Exhibitions and marks off each acceptance when it is used for a Star Rating.

When the application is approved, the member receives a letter of congratulation and a Star Rating Certificate from the Division Star Rating Director. The Star Ratings awarded each quarter are published in the PSA Journal in January, April, July, and October. Once a Star Rating has been awarded, the member must maintain continuous PSA membership in order to earn additional Star Ratings or use their Star Ratings to apply for the PSA Recognition of Photographic Achievement [ROPA Distinctions](#) (PPSA, EPSA, MPSA, GMPSA). The seven PSA divisions offer one or more Star Ratings.

Photographic Society of America (PSA) Honors

Finally, you may hear presenters introduced as APSA, FPSA, PPSA, or EPSA. The APSA (Associate of the Photographic Society of America) and FPSA (Fellow of the Photographic Society of America) honors are conferred on individual members for their work on behalf of the society, local, and regional photographic organizations and for their contributions to furthering the understanding and appreciation of photography. It takes many years of work to achieve these honors.

The PPSA (Proficiency in Photography) and EPSA (Excellence in Photography) honors are conferred based on the individual's accumulated record in international exhibitions in multiple areas, e.g., color projected images, nature images and photojournalism images. Two new levels, MPSA and GPSA were introduced in 2010. Again, it often requires years of successful participation in international exhibitions to achieve the star rating required to apply for these honors.

APSA (Associate)-Awarded for material contributions to the advancement of photography, whether resulting primarily from photography proficiency and achievement, or for service. Photographic achievement must be combined with elements of service.

FPSA (Fellow) - Awarded for outstanding contributions to the advancement of photography, involving a high degree of proficiency and achievement, combined with such elements of service as the dissemination of acquired knowledge through lecturing, judging, instructing, and publishing of articles or papers. Personal photography achievement alone does not qualify for this honor.

HonPSA (Honorary Membership) - The recipient of this honor need not be a member of PSA. It is awarded for outstanding service to photography, particularly through organizational or similar work.

HonFPSA (Honorary Fellow) - This is the highest designation awarded by the Society. The recipient must be a PSA member, and the honor is awarded only for unique or outstanding contributions of major importance to photography.

How to Join the SBCC Facebook Group

By Rob DeRobertis



There are over 100 members that have joined the SBCC Facebook Group.

The group is a very vibrant community that connects us between meetings and during breaks. Members have been sharing photo opportunities, proposing field trips, posting and commenting on photos and in general just keeping in touch. It is a great place for sharing the love of photography that we all have. We chose to use Facebook as our user's group for two reasons: one was pragmatic, our forum was hacked and loaded with viruses, and secondly many club members were already using Facebook so visiting the group was natural.

Several members remain afraid of using Facebook thanks to the media perpetuating this fear. Facebook can certainly be used inappropriately, but for the most part it is safe. Just be smart on what you post on Facebook; assume everything posted is a public statement. If you are not a member of the Stony Brook Group on Facebook, you are missing a lot.

When you access the club's [Facebook page](#), one of the following three things will happen:

- 1) If you are a Facebook member already and you are already logged in, you will see the Stony Brook information page with a button "Join Group." Press that button and one of the Facebook group administrators will approve your membership within a few days.
- 2) If you are a Facebook member not logged in, you will be asked to first log in, and then you will be taken to the Stony Brook Information page with a button "Join Group." Press that button and one of the Facebook group administrators will approve your membership within a few days.
- 3) If you are not a member of Facebook, you will be asked to register. Follow the steps to register and you should be taken to the Stony Brook Information page with a button "Join Group." Press that button and one of the Facebook group administrators will approve your membership within a few days. If you are not taken to that page after

registering, you can select the following link <https://www.facebook.com/groups/stonybrookcc/> after registering and then you will see the "Request to Join" button.

Right now, Pamela Ruby Russell, Jake Jacobson, Dan Gyves, Ron Girard, Tony Mistretta, Ellen Kawadler, Ken Coop, Denise Duhamel, Taylor Yeager and I are administrators to this group. The group is private and only open to current SBCC club members, people on the waiting list to become members and "friends" of the Stony Brook Camera Club. We defined friends as speakers, judges, and people with photographic connections to other members of our club.

Members of this group can see what is posted on the wall and add posting to the wall (links, photography, video, events, etc.). Members of the group do not automatically become your friends so what you have on your wall stays protected under the privacy constraints you've set up in Facebook. Click here for more information about [Facebook's privacy settings](#) and [Facebook's policies](#).

Our Website

By Rob DeRobertis (aka webmaster)

The Stony Brook website, www.stonybrookcc.com, is full of information to help club members be informed. Here are some parts of the website that you should take a look at.

- 1) [Club Calendar](#) This calendar is interactive and can be linked to your Google account.
- 2) [Club Newsroom](#) This section is updated with news that impacts programming, club business or competitions.
- 3) [Articles](#) by club members.
- 4) An [index](#) to all the "Reflections" newsletters, and all [back issues](#) to 2003.
- 5) [Competition Central](#)
- 6) We have many [galleries](#) on the site from [member's galleries](#) to [winning images](#). If you are interested in submitting images for your own member's gallery contact the [webmaster](#). Also we can link your website to the Stony Brook site, again just contact the webmaster.
- 7) We also have a "[logo-ware](#)" store in case you want to show off your club pride!

SBCC News Connection

By Ann McEvoy

Welcome to SBCC, my job as the news connection is just that, to keep you connected with all the upcoming events, and fun activities. Every weekend you will get an email from me. It will contain a reminder for the program for the upcoming meeting. It will also remind us all which half of the alphabet is asked to provide a snack (you don't have to bring it every time), and most importantly instructions for competition nights.
(continued from the previous page)

I also pass along programs at other clubs and let you know if anyone has a gallery opening or upcoming field trips.

Please feel free to send along any newsworthy items to me at news@stonybrookcc.com. I am also that place to send any questions at all, the only bad questions are the ones we don't ask. If I can't answer it I will pass it along to someone who can help.

Club Raffles

By Billi Manning and Carol Adiletto

SBCC runs two types of money generating raffles, the triple 50 and the 50/50. At most meetings the club runs a 50/50 raffle. You will usually see Billi Manning carrying a wicker basket and readily collecting money before the meeting starts. Chances are \$1.00 each or 3 chances for \$2.00. The winner receives half of the money taken in that night and the other 50% goes into our Scholarship Fund.

Each year SBCC sends out scholarship applications to area high schools for seniors who plan to continue their education in photography or a related field. For the last two years, the scholarship committee has awarded four scholarships. The recipients are invited to our end of the year banquet to meet the membership, share their work, and receive their awards.

The Triple 50 Club is only open for enrollment during the first few meetings of the fall season. You can participate by giving a check for \$50 to the club treasurer, Ed Goltz, at one of the first few meetings or by clicking [here](#) to pay online.

Before the first drawing you will be assigned a number for the entire year. Then at one or two

meetings a month, we will draw four numbers. The first number drawn wins \$50, second \$25, third \$15 and the last number gets \$10. You do not have to be present to win. If present you will receive cash, if not you will receive a check for your winnings in the mail.

Last year 52 members participated generating \$2,600. This provided \$1,300 to the Club, and \$1,300 was distributed as winnings to the club members participating. The club funds are used to keep SBCC's programs at a continually high level, purchase needed equipment and fulfill our club needs.

If you have questions, talk to Carol Adiletto or Vicky Elliott, who jointly run this program or you may email Carol Adiletto at cadiletto@msn.com. We hope you will join us to make this year's Triple 50 Club the most successful to date.

Intra-Club Competitions

By Janet Casey

For those of you that are not familiar with how competitions are done, hopefully you will find the following information useful. Although this might seem overwhelming at first, it will take you no time to learn how to enter. Please do not hesitate to ask questions of any member, if they don't know the answer they will refer you to someone who does.

The competition categories are: Digital (Classes A&B General, Classes A&B Nature, Creative), Slides (General, Nature, Creative), and Prints (Classes A&B Color Prints, Black & White Prints). Each category competes on four different occasions during the year. Certain categories have two classes, A and B, with new members usually starting in Class B. Two entries can be submitted for each category on a given competition night. A judge awards each entry a score between 1 and 15, with 15 being the highest. Ribbons (1st, 2nd, 3rd) are given to those with the top three scores in each category at the end of each competition night.

When each category has finished its four competitions, the top three highest scores in each class are awarded 1st, 2nd, and 3rd place, respectively, during the last meeting of the season in June. All images that place during the year are entered into a final competition for Image of the Year, which is chosen in each category. It is important to enter every competition because those
(Continued on the next page)

(Continued from the previous page)

with the highest, accumulated points in each category win awards.

Please Note: It is required that nature images be entered in the Nature category for slide and digital competitions. Nature images that have been manipulated outside of allowed enhancements may be entered in General competition, provided the maker indicates on the file name that it is a manipulated image. Also, a nature image may not contain "the hand of man," like a fence, etc. Natural landscapes and seascapes may be entered in either General or Nature.

(Continued on the next page)

(Continued from the previous page)

Make up Entries: New members who are eligible to compete in the second competition of the season shall be allowed to make up the first competition if they missed it. New members joining after the second competition may only make up one competition held prior to them becoming a member.

Prints may be vertical or horizontal. Minimum size is 8x10 inches excluding the mat. The maximum outer dimensions are 16x20 inches, including the mat. 11x14 prints or any print smaller than 16x20 inches may be placed in a 16x20 mat; 16x20 prints must be un-matted. "Panel" prints are allowed, with the horizontal length (including mat) up to 36 inches, and the vertical height up to 16 inches. The backing of each print must be a flat, single sheet of cardboard, mat board, or foam core, and be of the same dimensions as the front of the print. Prints may be matted or un-matted. If matted, the mat is considered part of the image presentation, so quality can affect the score. No frames or hanging materials allowed.

Labels: An official Stony Brook print label ([available on website](#)) must be attached to the back top left of each print in the same orientation as the print will be viewed, and must include the competition date. Downloaded labels can be printed onto adhesive backed labels, such as Avery or Staples 2x4 inch shipping labels. Taped labels are not allowed. The following information must be on the back top center of each print, either on the backing itself or on a label applied to the backing: Maker's Name (address preferred but not required), Title of the print, Class of competition. No information should be on the front of the image.

Entry Cards: Each print image must have a

properly filled-in entry card ([available on website](#)).

Slides: All slides must be in 35mm slide mounts. Glass slide mounts encouraged but not required. Cropping with Gepe mounts (or equivalent) allowed. A clean slide will help your score.

Labels: Slides must be labeled with: Makers name (with address preferred) and Title of slide. A prominent THUMB SPOT in the lower left hand corner when the image is viewed by hand in its proper orientation. Any labels attached to the slide mount must be secure and not extend beyond the slide mount's border.

Entry Cards: Each slide entry must have a filled-in entry card. ([Labels and entry cards are available on the club website for download.](#))

Click here for complete details on the [competition rules](#), and Andre Bourque's article on the [Top Ten Questions About Camera Club Competitions](#)

Image Submission:** At this time digital images (.jpg) must be uploaded by the Tuesday before the Thursday competition night by clicking [here](#). The site will format the image title you enter automatically; DO NOT put any punctuation marks in your titles on the site! (This will cause a system failure.) **We will be trying something different this year, so please pay attention to upload dates. For the month of November 2013, digital images will be due two weeks before the competition.

Instructions for Resizing Digital Images for Competition Submission

By Janet Casey and Jim West

Before you resize an image for competition, you should complete all of your adjustments including cropping. Make sure you create a copy of your original image before resizing it as this operation significantly reduces the original image detail. Sharpening should be done **after** you resize your image before submission. For the snappiest color on your projected images, use the sRGB color space. There is no restriction on image resolution (ppi) on images submitted for projection.

Resizing images for competition entails reducing the pixel size so the final image will fit into a rectangle of the required proportions, 1400 horizontal (width) x 1050 vertical (height) pixels for Stony Brook requirements. So, if the image is

(Continued on the next page)

(Continued from the previous page)

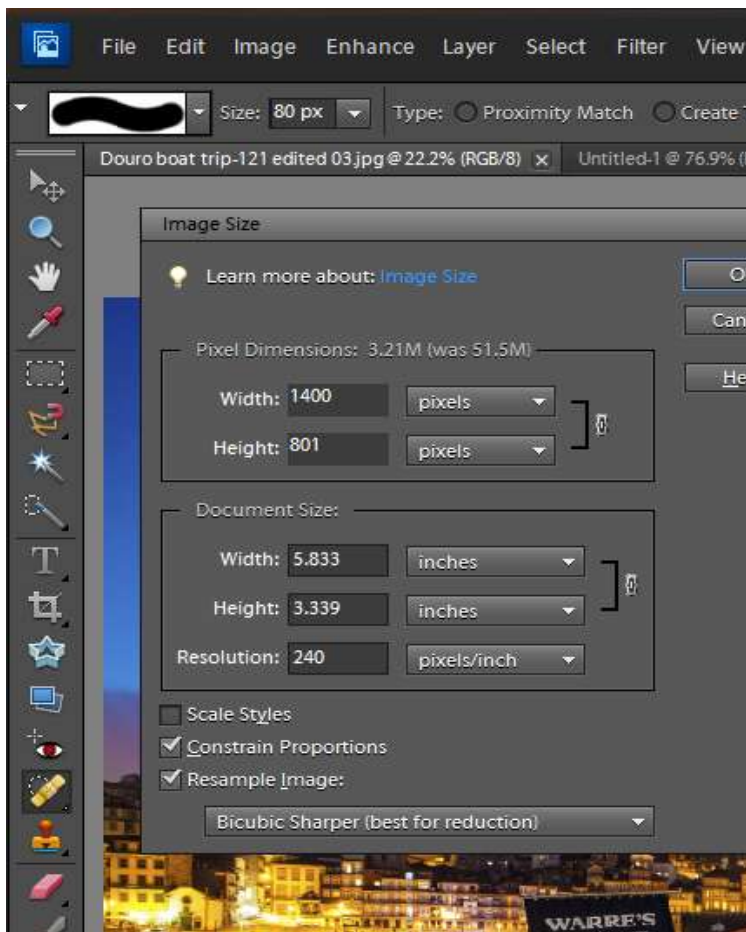
horizontal, use Image Size to set width to 1400 pixels and let the computer set the height. For a vertical photo, set the height to 1050 pixels and let the computer set the image width. Please check your dimensions after resizing to be sure neither dimension is over. When you change the image dimensions, you should **constrain the image proportions** (make sure this box is checked) if you do not want distortion.

(Continued from Page 1)

In the three and half years that I have been a member, I have found everyone to be extremely friendly, knowledgeable, and helpful. There always seems to be someone who can advise you, no matter what photographic interest you have. You just have to ask! Remember, learning is a lifelong process and we all need to start somewhere. You have now joined that journey with all of us.

Photoshop Elements

From the top menus go to Image > Resize > Image Size.



For horizontal format images:

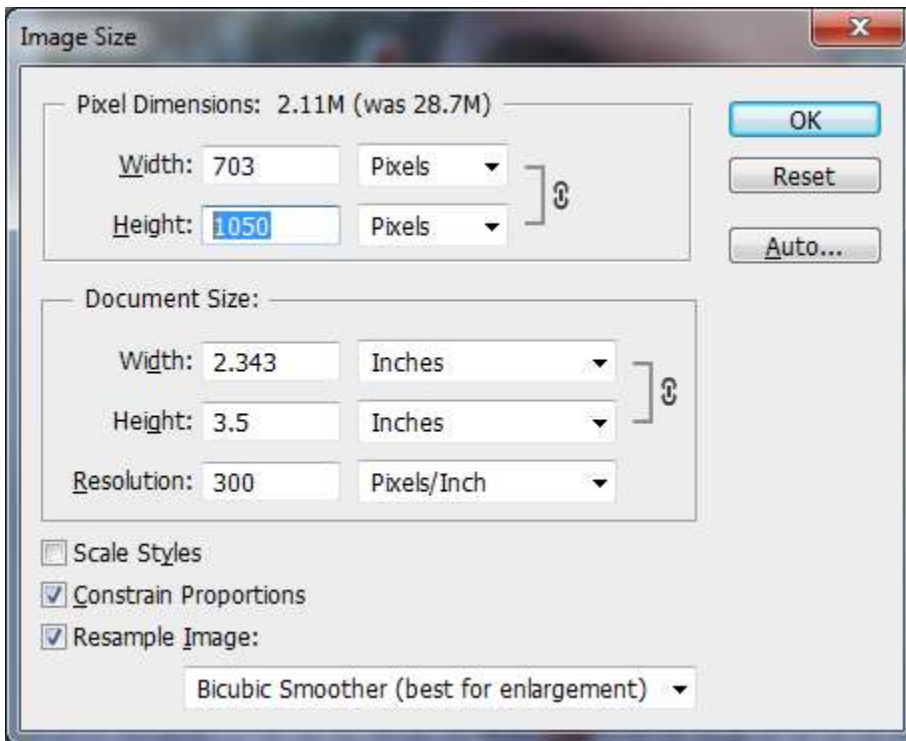
Insert "1400" pixels in the Width box of the Pixel Dimensions section. Photoshop Elements will calculate the new image height based on the original image proportions. Your new image dimensions will be correct as long as the Height is less than or equal to 1050 pixels. If the number in the height box is greater than 1050 pixels, you will need to adjust this by changing it to "1050" pixels in the Height box. Photoshop Elements will now recalculate the Width and it should be less than or equal to 1400 pixels.

For vertical format images:

Insert "1050" pixels for the Height. The new image dimensions will be fine as long as the calculated width is less than or equal to 1400 pixels. If the image width is greater than 1400 pixels you will need to type in a new width of "1400" pixels. Photoshop Elements will now recalculate the height and it should be less than or equal to 1050 pixels.

You do not need to change any of the dimensions within the Document Size box. Make sure the Constrain Proportions and Resample Image boxes are checked. Select Bicubic Sharper in the lower drop down menu. Click Ok to perform the resize.

Photoshop CS6 setup for vertical image



From the top menu bar
Go to Image> Image Size

Insert "1050" in the Height box

Make sure it is set to pixels

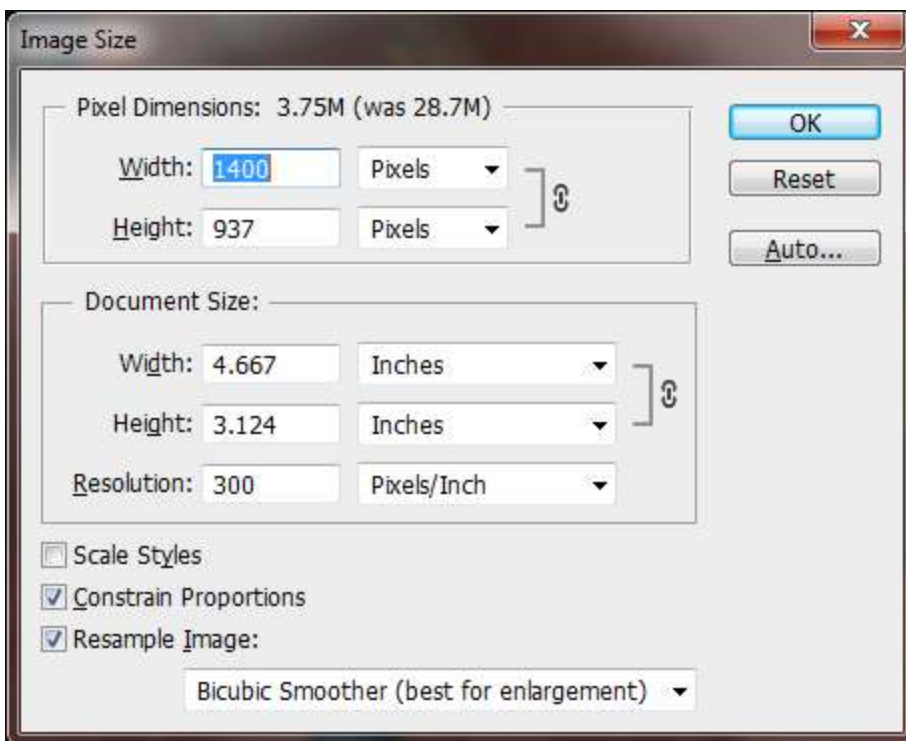
It will automatically adjust for the
Width, and fill in the Document Size
boxes (just make sure the Width is
less than 1400)

Check Constrain Properties, and
Resample Image

Change bottom box to Bicubic
Smoother (best for enlargement)

Click Ok to perform the resize.

Photoshop CS6 setup for horizontal image



From the top menu bar
Go to Image>Image Size

Insert "1400" in the Width box

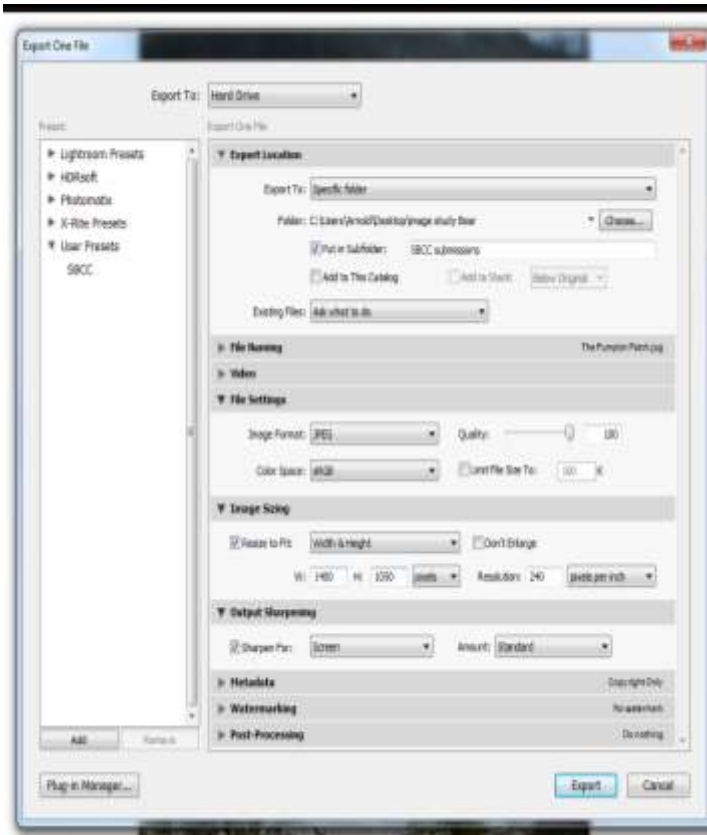
Make sure it is set to pixels

It will automatically adjust for the
Height, and fill in the Document
Size boxes (just make sure the
Height is less than 1050)

Check Constrain Properties, and
Resample Image

Change bottom box to Bicubic
Smoother (best for enlargement)

Click Ok to perform the resize.



Lightroom 4

From the Library or Develop Module

In the top menu bar
Go To File>Export

Change file settings to:
Image Format JPEG
Color Space sRGB

Change Image Sizing to:
Resize to fit Width and Height
W: 1400 H: 1050
Your image should be resized by the program
to fall within these limits.

Click Export:
Will go to your designated export location

Club Traditions

There are many activities that SBCC does each year besides the competitions. These include but may not be limited to image study, member shows including the new member show, participation in international competitions, exhibits, the quad, and our potluck banquets in December and June.

Image Study Night By Ray Guillette

Image Study Night is an opportunity to have one of your images thoroughly critiqued from the technical aspect and also to see what message it communicates to a viewer seeing it for the first time.

The maker can ask any questions about digital technique. Most of the time is spent teaching how to improve each image. One image is allowed per maker at each Image Study Night, and is submitted to the moderator about 5-7 days in advanced. The submission process is the same as competitions

but use the link for [image study](#) under submit images.

If you are having a technical problem with a certain image or wonder how it could be improved, submit it to Image Study. Remember that an image that is simple and has a clear message with minimal distractions will usually do well in competition.

New Member Show

At one of our meetings during the year, we encourage our new members to introduce themselves by showing some of their photos and describing their photographic interests. You may present up to ten of your images in any format you want. Some bring in a few prints to show, others display their work digitally or as slides. Please do not be intimidated by this. All the members love to see what our new members have done and are very supportive. Janet Casey is our New Members Coordinator and organizes this program. She can be reached at jmcasey55@gmail.com

Exhibits

For the last few years, members have exhibited their work at the Norfolk Public Library in July. Tony Mistretta has coordinated this effort and it is open to all. Watch for announcements in the Spring.

You will also hear announcements throughout the year that various members are exhibiting their images and occasionally looking for others to join them.

The QUAD???? What the heck is that?

It is a competition between four Massachusetts camera clubs (hence the QUAD) that occurs every year in May. The four competing clubs, Greater Lynn, Gateway, Merrimack Valley, and SBCC collect their best member images from 24 defined categories that change each year. Everyone is encouraged to participate. You need to submit an image that best conveys the named category. You want your image to convey the category to the judge first and foremost. Images must have been taken sometime in the previous two years; for 2014 this means a photo taken any time after May 2012 may be entered.

The format for these images **is different** from our club competitions. There are no categories, classes, or limitations on post-processing. Images submitted must be in the following format: JPEG files, sRGB, 72 DPI, 1024 x 768.

At a club meeting, we will look at all the images submitted in each category by our own members and vote on the one that best represents that category. The selected images will then be entered against the other clubs in May. The four clubs competing rotate hosting the final competition. A single judge will decide on the best fit in each category and of course, Stony Brook wants to have the most images that win this honor. [Click here for more information on our website](#)

Potluck Banquets

Just before Christmas and at our last meeting of the year in June, we have a potluck dinner and ask for members to show their own slide shows. You may submit an executable slide show that lasts no more than five minutes on anything you want to

share. Past presentations have been recent travel, favorite photos, or theme related images. There are no rules!

If you are unfamiliar with making an executable slide show, there are many programs to choose from. [Proshow Gold](#) is one program that many use because of its ease of use and reasonable cost. Our resident expert on this program is Mike O'Connor but many other members can lend a hand. Just ask.

The end of the year meeting also includes the presentation of awards from our intra club competitions. Included are a few special awards that may be given out like the John F Locke III Memorial Award for the most improved Class B member, the David Hughes Award for the most creative member, Life Member and Merit awards. .

Important Information about This Newsletter from Your Editor

A big thank you to all of you who contributed to this special newsletter. It would not have been possible without our combined efforts.

Throughout this newsletter there are embedded links to additional information. Usually if you click on a picture or logo it will bring you to the internet with more info. Additionally if you click on any underlined text more information will be available.

Reflections

By Ellen Kawadler

Reflections is the club newsletter that is available online and sent out to current members by email about four times a year. A complete listing of all [previous issues](#) and the [index](#) is on our website.

This is a newsletter for and by the members. If you are interested in writing an article or contributing in any way please contact me at sbcceditor@yahoo.com.

Do You Need to Calibrate Your Monitor?

The club owns two Spyder 3 Express Colorimeters for loan. Easily calibrate your system with the software and meter. If interested, email Ann Bertulli at atulli2002@yahoo.com or speak with her at a club meeting.

Shoot to Learn- A New Challenge for All Members

by Brian Henderson

Shortly we will be introducing a new program called "Shoot to Learn", a SBCC bi-weekly photo challenge. We will challenge ourselves to learn how to use our cameras to the most of our ability and hopefully grow as photographers as well. For these challenges you do not need a fancy camera or tons of lenses; what you will need is a camera that allows you to use Shutter Priority, Aperture Priority, and Manual mode, your willingness to contribute and a desire to learn, THAT'S IT!

GOAL: The goal of these challenges is to help us learn our way around our cameras better and to try the other features that will get you comfortable moving beyond automatic mode. It should also be FUN and will at least, get us out to shoot something every week. It also is hoped that we will all become more comfortable joining the Competitions and Image Studies that regularly occur at SBCC as well as the Quad, NECCC, etc.

LEARNING: Each challenge email will include some basic tips on how to set your camera and a basic review of the topic. Challenge # 1 is about "Aperture", Challenge #2 will be "Shutter" and the Third will be "Exposure" so we will quickly cover the Holy Trinity of the Exposure Triangle. Future Challenges will go into more detail about blurring fast action or freezing the action, Fill Flash etc.

After this gets going, please feel free to suggest or recommend other topics you want to see. Stony Brook has a vast wealth of knowledge in its members.

The initial Challenges will be fairly basic to get us all on the same page and then will venture further afield depending on the suggestions of the Challengers to topics of more depth as appropriate.

LOGISTICS: Stayed tuned for all the instructions on how to participate.

Club Officers 2013-14



From left to right- Ed Goltz, Treasurer; David Marshak, VP; Billi Manning, Secretary; Dan Gyves, President (picture by Kirsten Torkelson)



This is a Special Edition of the STONY BROOK CAMERA CLUB "REFLECTIONS"

Ellen Kawadler EDITOR

64 Furnace St

Sharon, MA 02067

E-MAIL: sbcceditor@yahoo.com

<http://www.stonybrookcc.com>